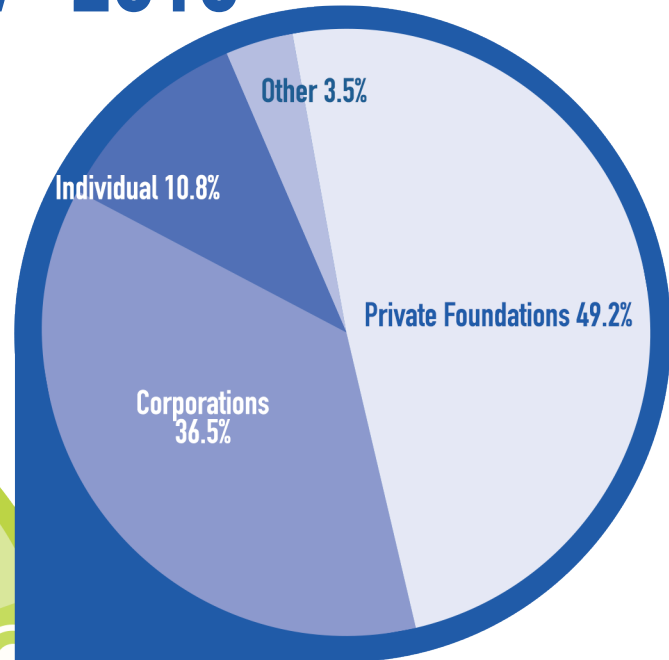
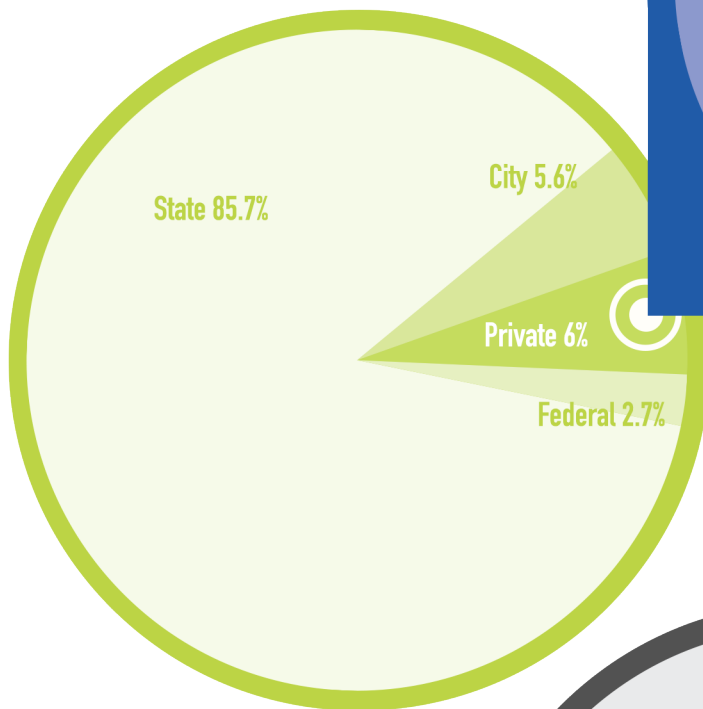


LA's BEST Financial Summary for Fiscal Year 2017-2018

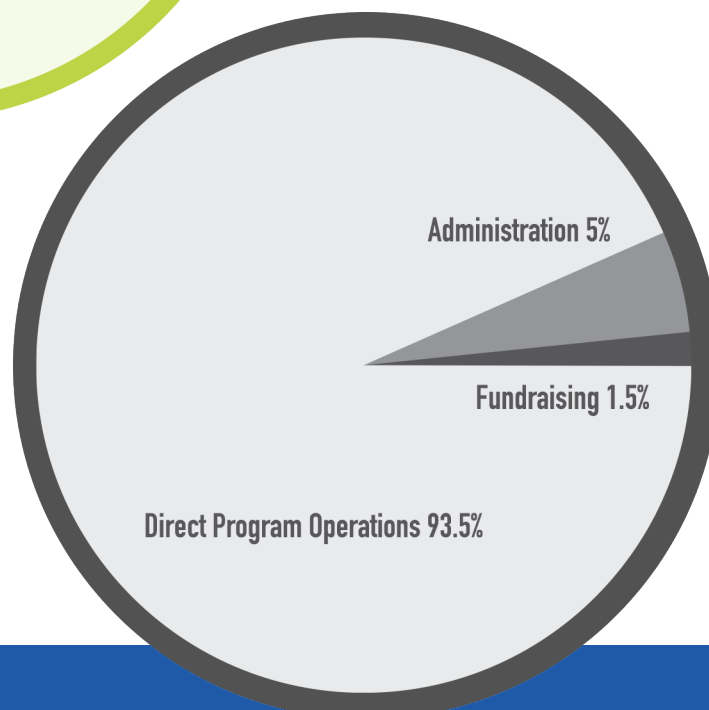


TOTAL REVENUE
\$34,346,098



PRIVATE REVENUE
\$2,060,142

TOTAL EXPENSES
\$33,878,601



LA's BEST in Partnership with LAUSD

Comparative Combined Schedule of Revenues and Expenses

	FY2017-2018	FY2016-2017
BEGINNING NET ASSETS*	\$8,997,566	\$9,106,340
REVENUES AND SUPPORT		
US Dept. of Education / 21st Century CLC / LAUSD**	\$767,075	\$207,433
US Dept. of Education / 21st Century CLC	167,064	19,548
CA Dept. of Education / ASES / LAUSD**	26,137,404	23,452,320
CA Dept. of Education / ASES	3,284,216	3,429,141
City of LA / General City Purposes	1,849,994	1,529,560
In-kind Contributions	343,286	655,727
Restricted Private Donations***	1,218,689	389,751
Unrestricted Private Donations	169,344	604,756
Fundraising Events	337,685	585,240
Dividends, Interest & Other Income	71,341	37,544
TOTAL REVENUES AND SUPPORT	\$34,346,098	\$30,911,020
EXPENSES		
PROGRAM OPERATIONS - LAUSD		
Personnel & Benefits including Grants issued to LAUSD	\$27,217,540	\$25,001,858
In-kind Expenses	228,583	575,524
Other Costs including Grants issued to LAUSD	366,814	263,938
Supplies & Equipment including Grants issued to LAUSD	2,032,314	1,118,987
Contracts / Contract Support / Consultants including Grants issued to LAUSD	299,965	352,351
Mileage / Transportation including Grants issued to LAUSD	691,919	665,449
Performing Arts / Visual Arts	145,256	190,105
Evaluation	23,704	18,193
Staff Development / Training	139,197	122,582
Special Program Events	176,272	258,472
Sports	309,675	294,156
Literacy / Science / Nutrition	45,128	46,560
PROGRAM OPERATION EXPENSES	\$31,676,367	\$28,908,175
ADMINISTRATION - LA's BEST		
Personnel & Benefits	\$1,063,444	\$1,613,811
Fund Development	341,625	88,301
Fundraising Events	150,728	137,502
Unfulfilled pledges	21,116	21,350
In-kind Expenses	114,703	80,203
Contracts / Contract Support / Consultants	201,668	10,421
Marketing & Communications	120,969	30,405
Other Costs	187,981	129,626
ADMINISTRATION EXPENSES	\$2,202,234	\$2,111,619
TOTAL EXPENSES	\$33,878,601	\$31,019,794
SURPLUS / DEFICIT****	\$467,497	-\$108,774
ENDING NET ASSETS*	\$9,462,563	\$8,997,566

*The beginning and ending net assets are comprised of unrestricted net assets, temporarily restricted net assets and board-designated reserves

**The California Department of Education awarded funds directly to LAUSD in the amount of \$26,904,479 in FY2017-18 for use at LA's BEST program sites. These funds are audited by LAUSD auditors, and not LA's BEST. LAUSD awards are combined with LA's BEST audited financial statements for information purposes only to present the total program activity of LA's BEST in partnership with LAUSD.

***Restricted private donations include multiple year pledges. These pledges were recorded as revenue in prior fiscal years, with services provided (and expenditures incurred) in this current fiscal year. Accounting requirements mandate that the total value of multi-year private pledges be recorded as revenue in the year pledged.

****For the fiscal year ending June 30, 2018, revenues exceeded expenses resulting in a net surplus of \$464,997. The net surplus was comprised of an operating surplus of \$75,792 and a temporarily restricted surplus (donor restricted) of \$389,205. AN AUDITED FINANCIAL REPORT FOR FY2017-2018, INCLUDING THE AUDITORS' OPINION OF LA'S BEST CORPORATE FINANCIAL STATEMENTS IS AVAILABLE BY MAIL OR ONLINE AT WWW.LASBEST.ORG.